









**FARMHOUSE
PAINT & CABINETS SCHEDULE
12.15.2015**






GENERAL NOTES: ALL PAINT AND OTHER APPLIED FINISH ITEMS (INCLUDING ADHESIVES & GROUTS) SHALL BE APPLIED IN ACCORDANCE WITH THE MANUFACTURER'S RECOMMENDATIONS. WATER-BASED OR LOW-NO V.O.C. FINISHES REQUIRED. REFERENCE DRAWING ELEVATIONS FOR PATTERN DIRECTIONS AND LOCATIONS. CONTRACTOR TO PROVIDE LARGE 24" SQUARE RECOMMENDED PAINT TEST SAMPLES ON APPROVED SHEETROCK/PLASTER WALL SAMPLES AND BASE TRIM FOR LBD AND CLIENT APPROVAL PRIOR TO PAINTING. SAMPLES TO BE PAINTED PER SELECTED MANUFACTURERS LISTED IN CLIENT SELECTED FINISHES; EX. "EGGSHELL". IF DIFFERENT PAINT SUPPLIERS TO BE USED, CONTRACTOR TO VERIFY WITH LBD PRIOR TO SAMPLING.

Room	Item	Key	Image	Manufacturer	Product Information	Finish	Special Notes
PUBLIC AREAS	Walls	PT-1		Sherwin Williams	SW 7014 Eider White	Eggshell	No VOC
	Ceiling	PT-1		Sherwin Williams	SW 7014 Eider White	Eggshell	No VOC
	Trim & Doors	PT-3		Sherwin Williams	SW 7023 Requisite Gray	Semi-Gloss	No VOC
	Shiplap	PT-1		Sherwin Williams	SW 7014 Eider White	Eggshell	No VOC
	Cabinetry	PT-4		Sherwin Williams	SW 6184 Austere Gray	Eggshell	Low VOC
	Conference Room Shelves	PT-7		Sherwin Williams	SW 7014 Eider White	Semi-Gloss	Low VOC



**FARMHOUSE
PAINT & CABINETS SCHEDULE
12.15.2015**







GENERAL NOTES: ALL PAINT AND OTHER APPLIED FINISH ITEMS (INCLUDING ADHESIVES & GROUTS) SHALL BE APPLIED IN ACCORDANCE WITH THE MANUFACTURER'S RECOMMENDATIONS. WATER-BASED OR LOW-NO V.O.C. FINISHES REQUIRED. REFERENCE DRAWING ELEVATIONS FOR PATTERN DIRECTIONS AND LOCATIONS. CONTRACTOR TO PROVIDE LARGE 24" SQUARE RECOMMENDED PAINT TEST SAMPLES ON APPROVED SHEETROCK/PLASTER WALL SAMPLES AND BASE TRIM FOR LBD AND CLIENT APPROVAL PRIOR TO PAINTING. SAMPLES TO BE PAINTED PER SELECTED MANUFACTURERS LISTED IN CLIENT SELECTED FINISHES; EX. "EGGSHELL". IF DIFFERENT PAINT SUPPLIERS TO BE USED, CONTRACTOR TO VERIFY WITH LBD PRIOR TO SAMPLING.

Room	Item	Key	Image	Manufacturer	Product Information	Finish	Special Notes
CORRIDORS	Walls	PT-1		Sherwin Williams	SW 7014 Eider White	Eggshell	No VOC
	Ceiling	PT-3		Sherwin Williams	SW 7023 Requisite Gray	Eggshell	No VOC
	Trim	PT-3		Sherwin Williams	SW 7023 Requisite Gray	Semi-Gloss	No VOC
	Doors to Resident Units	PT-2		Sherwin Williams	SW 6321 Red Bay	Semi-Gloss	No VOC
	Doors to Public or Utility Rooms	PT-3		Sherwin Williams	SW 7023 Requisite Gray	Semi-Gloss	No VOC



**FARMHOUSE
PAINT & CABINetry SCHEDULE
12.15.2015**








GENERAL NOTES: ALL PAINT AND OTHER APPLIED FINISH ITEMS (INCLUDING ADHESIVES & GROUTS) SHALL BE APPLIED IN ACCORDANCE WITH THE MANUFACTURER'S RECOMMENDATIONS. WATER-BASED OR LOW-NO V.O.C. FINISHES REQUIRED. REFERENCE DRAWING ELEVATIONS FOR PATTERN DIRECTIONS AND LOCATIONS. CONTRACTOR TO PROVIDE LARGE 24" SQUARE RECOMMENDED PAINT TEST SAMPLES ON APPROVED SHEETROCK/PLASTER WALL SAMPLES AND BASE TRIM FOR LBD AND CLIENT APPROVAL PRIOR TO PAINTING. SAMPLES TO BE PAINTED PER SELECTED MANUFACTURERS LISTED IN CLIENT SELECTED FINISHES; EX. "EGGSHELL". IF DIFFERENT PAINT SUPPLIERS TO BE USED, CONTRACTOR TO VERIFY WITH LBD PRIOR TO SAMPLING.

Room	Item	Key	Image	Manufacturer	Product Information	Finish	Special Notes
RESIDENT UNITS	Walls	PT-1		Sherwin Williams	SW 7014 Eider White	Eggshell	No VOC
	Accent Wall Option A	PT-4		Sherwin Williams	SW 6163 Grassland	Eggshell	No VOC
	Accent Wall Option B	PT-5		Sherwin Williams	SW 6222 Riverway	Eggshell	No VOC
	Accent Wall Option C	PT-6		Sherwin Williams	SW 7023 Requisite Gray	Eggshell	No VOC
	Ceiling	PT-1		Sherwin Williams	SW 7014 Eider White	Flat	No VOC
	Trim	PT-3		Sherwin Williams	SW 7023 Requisite Gray	Semi-Gloss	No VOC



**FARMHOUSE
FLOORING, TILE & COUNTERTOP
12.15.2015**









**GENERAL NOTES: ALL PAINT AND OTHER APPLIED FINISH ITEMS (INCLUDING ADHESIVES & GROUTS) SHALL BE APPLIED IN ACCORDANCE WITH THE MANUFACTURER'S RECOMMENDATIONS. WATER-BASED OR LOW-NO V.O.C. FINISHES REQUIRED. REFERENCE DRAWING ELEVATIONS FOR PATTERN DIRECTIONS AND LOCATIONS.
CUSTOM FLOORING AND TILES REQUIRE A CONTROL SAMPLE PRIOR TO ORDERING AND INSTALLATION FOR DESIGNER APPROVAL**

Room	Item	Key	Image	Showroom	Manufacturer	Product Information	Size	Special Notes	
LEVEL 1									
LOBBY	Flooring	WD-1		Reclaimed Designworks Contact: Lori		Type: Antique Oak Finish: White Wash	3/4" thickness		
	Walls in Leasing Area, Meeting room and Kiosk Wall	WS-1		Painted shiplap See paint schedule for color information					
	Coffee Bar and Leasing Area Countertop	SS-2				Concrete, natural	3cm	 Pencil Round Edge	
	Leasing Desk & Office Flooring	CPT-1		ProSource Contact: Christine Phone: 512.836.7888	Milliken	Type: Carpet Collection: Color Field Color: COL122 Pale Gull	10"x40"		
	Leasing Desk Flooring Trim	TS-2						Located at the transition from carpet to wood	
	Kiosk Countertop	SS-2				Concrete, natural	3cm	 Pencil Round Edge	
	Base Throughout						1x6		
	Threshold Throughout								



**FARMHOUSE
FLOORING, TILE & COUNTERTOP
12.15.2015**










**GENERAL NOTES: ALL PAINT AND OTHER APPLIED FINISH ITEMS (INCLUDING ADHESIVES & GROUTS) SHALL BE APPLIED IN ACCORDANCE WITH THE MANUFACTURER'S RECOMMENDATIONS. WATER-BASED OR LOW-NO V.O.C. FINISHES REQUIRED. REFERENCE DRAWING ELEVATIONS FOR PATTERN DIRECTIONS AND LOCATIONS.
CUSTOM FLOORING AND TILES REQUIRE A CONTROL SAMPLE PRIOR TO ORDERING AND INSTALLATION FOR DESIGNER APPROVAL**

Room	Item	Key	Image	Showroom	Manufacturer	Product Information	Size	Special Notes
BUSINESS CENTER	Flooring	WD-1		Reclaimed Designworks Contact: Lori		Type: Antique Oak Finish: White Wash	3/4" thickness	
	Computer Countertop	SS-2			Concrete, natural		3cm	 Pencil Round Edge
	Computer Accent Wall	WD-1		Reclaimed Designworks Contact: Lori		Type: Antique Oak Finish: White Wash	3/4" thickness	
CONFERENCE ROOM	Flooring	CPT-1		ProSource Contact: Christine Phone: 512.836.7888	Milliken	Type: Carpet Collection: Color Field Color: COL122 Pale Gull	10"x40"	
	Countertop	SS-1			Caesarstone	Color: 1141 Pure White Finish: Polished Edge Detail: flat/pencil Splash Height: none Overhang Preferred: 1/4"	3cm	 Pencil Round Edge
	Focal Wall (countertop wall)	WD-1		Reclaimed Designworks Contact: Lori		Type: Antique Oak Finish: White Wash	3/4" thickness	
	Shelves on Focal Wall				Painted Shelves Reference Paint Schedule for Color Information			



**FARMHOUSE
FLOORING, TILE & COUNTERTOP
12.15.2015**

**GENERAL NOTES: ALL PAINT AND OTHER APPLIED FINISH ITEMS (INCLUDING ADHESIVES & GROUTS) SHALL BE APPLIED IN ACCORDANCE WITH THE MANUFACTURER'S RECOMMENDATIONS. WATER-BASED OR LOW-NO V.O.C. FINISHES REQUIRED. REFERENCE DRAWING ELEVATIONS FOR PATTERN DIRECTIONS AND LOCATIONS.
CUSTOM FLOORING AND TILES REQUIRE A CONTROL SAMPLE PRIOR TO ORDERING AND INSTALLATION FOR DESIGNER APPROVAL**

Room	Item	Key	Image	Showroom	Manufacturer	Product Information	Size	Special Notes
WORKROOM	Flooring	LVT-1		Castle Floors 512-326-8820	Evolve: Stickk 3mm	Type: Vinyl Tile Collection: Luxury Vinyl Item Number: 45114 Color: Stacy Pattern Direction: Reference Plan	17 3/4" x 1/8" x 17 3/4" 3mm Thickness	
	Countertop	SS-1			Caesarstone	Color: 1141 Pure White Finish: Polished Edge Detail: flat/pencil Splash Height: none Overhang Preferred: 1/4"	3cm	 Pencil Round Edge
LEASING RESTROOM	Flooring at Fountains & Restroom	T-1		Concept Surfaces Contact: Ellana Phone: 972.386.4900	Unicom Starker	Type: Porcelain Tile Collection: Maxxi Color: Two Finish: Grip Grout joint: 1/8"	12" X 24"	
	Wall Field Tile	T-3		American Tile & Stone Contact: Lance 512.837.2843	Atlas Concorde	Type: Porcelain Tile Collection: eWall Color: Pure Grout Joint: 1/8"	15.75" x 31.5" Thickness: 8mm Pattern: Reference elevations	
	Wall Accent Tile	T-5		Travis Tile Contact: Lee Ann Hamer Phone: 512-478-8705	Ceramiche Supergres	Type: Porcelain Tile Collection: Travel Color: East Grey Strutturato Grout Joint: 1/8"	50/50 Mix of 2 widths: -7.75" x 48" -5.75" x 48"	
MAILROOM	Countertop	SS-1			Caesarstone	Color: 1141 Pure White Finish: Polished Edge Detail: flat/pencil Splash Height: none Overhang Preferred: 1/4"	3cm	 Pencil Round Edge
CORRIDOR & MAILROOM	Tile Flooring where specified on Flooring Plan	T-1		Concept Surfaces Contact: Ellana Phone: 972.386.4900	Unicom Starker	Type: Porcelain Tile Collection: Maxxi Color: Two Finish: Grip Grout joint: 1/8"	12" X 24"	COLOR TO BE VERIFIED ONCE EXTERIOR STONE IS SELECTED



**FARMHOUSE
FLOORING, TILE & COUNTERTOP
12.15.2015**








**GENERAL NOTES: ALL PAINT AND OTHER APPLIED FINISH ITEMS (INCLUDING ADHESIVES & GROUTS) SHALL BE APPLIED IN ACCORDANCE WITH THE MANUFACTURER'S RECOMMENDATIONS. WATER-BASED OR LOW-NO V.O.C. FINISHES REQUIRED. REFERENCE DRAWING ELEVATIONS FOR PATTERN DIRECTIONS AND LOCATIONS.
CUSTOM FLOORING AND TILES REQUIRE A CONTROL SAMPLE PRIOR TO ORDERING AND INSTALLATION FOR DESIGNER APPROVAL**

Room	Item	Key	Image	Showroom	Manufacturer	Product Information	Size	Special Notes
VESTIBULE	Flooring	T-9		Stone Solutions Contact: Marilyn Roberts Phone: 512-834-9211	Ceramiche Refin	Type: Porcelain Tile Collection: Baita Item #: LQ25 Color: Natural R	60cm x 60cm Thickness: 9.5mm	
FITNESS AND YOGA STUDIO	Flooring	CPT-2		ProSource Contact: Christine Phone: 512.836.7888	Shaw Contract Group	Type: Carpet Style: 5T002 visible tile Color: 01557 beam	24"x24"	
1st FLOOR PUBLIC RESTROOMS	Flooring	T-5		Travis Tile Contact: Lee Ann Hamer Phone: 512-478-8705	Ceramiche Supergres	Type: Porcelain Tile Collection: Travel Color: East Grey Strutturato Grout Joint: 1/8"	50/50 Mix of 2 widths: -7.75" x 48" -5.75" x 48"	
	Wall Field Tile	T-3		American Tile & Stone Contact: Lance 512.837.2843	Atlas Concorde	Type: Porcelain Tile Collection: eWall Color: Pure Grout Joint: 1/8"	15.75" x 31.5" Thickness: 8mm Pattern: Reference elevations	
	Wall Accent Tile	T-2		American Tile & Stone Contact: Lance 512.837.2843	Atlas Concorde	Type: Porcelain Tile Collection: eWall Color: Red Grout Joint: 1/8"	15.75" x 31.5" Thickness: 8mm Pattern: Reference elevations	



**FARMHOUSE
FLOORING, TILE & COUNTERTOP
12.15.2015**








**GENERAL NOTES: ALL PAINT AND OTHER APPLIED FINISH ITEMS (INCLUDING ADHESIVES & GROUTS) SHALL BE APPLIED IN ACCORDANCE WITH THE MANUFACTURER'S RECOMMENDATIONS. WATER-BASED OR LOW-NO V.O.C. FINISHES REQUIRED. REFERENCE DRAWING ELEVATIONS FOR PATTERN DIRECTIONS AND LOCATIONS.
CUSTOM FLOORING AND TILES REQUIRE A CONTROL SAMPLE PRIOR TO ORDERING AND INSTALLATION FOR DESIGNER APPROVAL**

Room	Item	Key	Image	Showroom	Manufacturer	Product Information	Size	Special Notes
ROOFTOP LEVEL								
CLUB ROOM & DECK	Flooring	WD-1		Reclaimed Designworks Contact: Lori		Type: Antique Oak Finish: White Wash	3/4" thickness	
	Kitchenette Countertop	SS-1			Caesarstone	Color: 1141 Pure White Finish: Polished Edge Detail: flat/pencil Splash Height: 4" Overhang Preferred: 1/4"	3cm	 Pencil Round Edge
	Club Room TV Wall	WS-1		<i>Painted shiplap See paint schedule for color information</i>				
RESTROOM	Flooring	T-5		Travis Tile Contact: Lee Ann Hamer Phone: 512-478-8705	Ceramiche Supergres	Type: Porcelain Tile Collection: Travel Color: East Grey Strutturato Grout Joint: 1/8"	50/50 Mix of 2 widths: -7.75" x 48" -5.75" x 48"	
	Wall Field Tile	T-3		American Tile & Stone Contact: Lance 512.837.2843	Atlas Concorde	Type: Porcelain Tile Collection: eWall Color: Pure Grout Joint: 1/8"	15.75" x 31.5" Thickness: 8mm Pattern: Reference elevations	
	Wall Accent Tile	T-5		Travis Tile Contact: Lee Ann Hamer Phone: 512-478-8705	Ceramiche Supergres	Type: Porcelain Tile Collection: Travel Color: East Grey Strutturato Grout Joint: 1/8"	50/50 Mix of 2 widths: -7.75" x 48" -5.75" x 48"	



**FARMHOUSE
FLOORING, TILE & COUNTERTOP
12.15.2015**









**GENERAL NOTES: ALL PAINT AND OTHER APPLIED FINISH ITEMS (INCLUDING ADHESIVES & GROUTS) SHALL BE APPLIED IN ACCORDANCE WITH THE MANUFACTURER'S RECOMMENDATIONS. WATER-BASED OR LOW-NO V.O.C. FINISHES REQUIRED. REFERENCE DRAWING ELEVATIONS FOR PATTERN DIRECTIONS AND LOCATIONS.
CUSTOM FLOORING AND TILES REQUIRE A CONTROL SAMPLE PRIOR TO ORDERING AND INSTALLATION FOR DESIGNER APPROVAL**

Room	Item	Key	Image	Showroom	Manufacturer	Product Information	Size	Special Notes
RESIDENT UNITS								
THROUGHOUT; UNLESS OTHERWISE SPECIFIED	Flooring	LVT-2		<i>Castle Floors 512-326-8820</i>	Evolve: Click 4mm	Type: Vinyl Tile Collection: Luxury Vinyl Item Number: 45178 Color: Chandler Class: Oak Pattern Direction: Reference	6 3/4" x 3/16" x 47 3/4" 4mm Thickness	
KITCHEN	Countertop Option A	SS-3				White Mint Enchanted Granite	3cm	 Pencil Round Edge
	Countertop Option B	SS-3		<i>Pacific Shore Stones Contact: Katy Kerbage Phone: 512-339-2300</i>	Pacific Shore Stones	PacShore Quartz Color: Samoa	3cm	 Pencil Round Edge
	Backsplash	T-6		<i>Travis Tile Contact: Lee Ann Hamer Phone: 512-478-8705</i>	Anatolia	Type: Glazed Ceramic Collection: Soho Wall Tile Item#: 50-600 Glossy White Grout Joint: 1/8" Pattern Direction: Reference	4" x 16"	
	Cabinets				Master Wood Craft	Italia Thermafused Color: Vapor Strandz		









**FARMHOUSE
FLOORING, TILE & COUNTERTOP
12.15.2015**

**GENERAL NOTES: ALL PAINT AND OTHER APPLIED FINISH ITEMS (INCLUDING ADHESIVES & GROUTS) SHALL BE APPLIED IN ACCORDANCE WITH THE MANUFACTURER'S RECOMMENDATIONS. WATER-BASED OR LOW-NO V.O.C. FINISHES REQUIRED. REFERENCE DRAWING ELEVATIONS FOR PATTERN DIRECTIONS AND LOCATIONS.
CUSTOM FLOORING AND TILES REQUIRE A CONTROL SAMPLE PRIOR TO ORDERING AND INSTALLATION FOR DESIGNER APPROVAL**

Room	Item	Key	Image	Showroom	Manufacturer	Product Information	Size	Special Notes
BATHROOM	Vanity Countertop and Backsplash Option A	SS-3				White Mint Enchanted Granite	3cm	 Pencil Round Edge
	Vanity Countertop and Backsplash Option B	SS-3		<i>Pacific Shore Stones Contact: Katy Kerbage Phone: 512-339-2300</i>	Pacific Shore Stones	PacShore Quartz Color: Samoa	3cm	 Pencil Round Edge
	Shower Walls	T-8		<i>DalTile</i>	DalTile	Type: Ceramic Collection: Polaris Item #: PL02 Color: Gloss White Grout Joint: 1/8" Pattern Direction: Reference Elevations	8" x 8" Thickness: 5/16"	
	Shower Wall Tile Trim Liner	TS-1			Schluter	Type: Metal liner Collection: Jolly Item #: A100ACG Finish: Polished chrome anodized aluminum	3/8" x 8' strip	
	Cabinets				Master Wood Craft	Italia Thermafused Color: Vapor Strandz		
BEDROOMS & CLOSETS	Carpet	CPT-3			Mohawk	Collection: Neutral Shift Color: 859 Twilight Jungle		








**FARMHOUSE
AMENITY LIGHTING
12.15.2015**

Tag	Location	Image	Qty	Showroom	Manufacturer/ Item No	Product	Size	Mounting	Notes
AMENITY AREA LIGHTING									
L-1	Lobby - Meeting Room		2	Name: Ferguson Lighting Contact: Amy Anderson (512) 445-5140	LBL Lighting: Loft Grande Pendant (LP875-BL-PN LED827)	Rubberized Black-Polished Nickel cage, E26 LED A19 3x11w 80 CRI 2700K 120v	21.6"Hx17.3"W	Bottom of Fixture at 5'-0" AFF	Over Conference Table
L-2	Lobby - Leasing Area & Clubroom		7 (3 + 4)	Name: Ferguson Lighting Contact: Amy Anderson (512) 445-5140	Hubbardton Forge: 209320 Henry Finish:10	BASE ITEM NUMBER: 209320 DESCRIPTION: Henry; Direct wire wall sconce. Available August 2015 U.S. Patent Pending MAX. HANGING WEIGHT: 3.8 lbs. BULB: (1) A-19, 60	DIMENSIONS: 15.1" h. x 9.2" w.	Mounted 7'0" AFF on center	
L-3	Lobby		1	Custom	TBD	TBD	6' Round		
L-4	Business Center/Coffee Lounge		5	Name: Ferguson Lighting Contact: Amy Anderson (512) 445-5140	Schoolhouse Electric & Supply Co.: Fuller Pendant- White Glass	Cord selection: White Vinyl Bulb shown: LED Bulb, \$19.00 Fixture length selection: 43" Price as shown: \$394.00 Max Wattage: 60 UL Listed: Yes	Fixture length selection: 43" 10" Shade Dia Canopy Width: 5"	43" Length from Ceiling. Bottom of Fixture 5'5" AFF	
L-5	Conference Center		2	Name: Ferguson Lighting Contact: Amy Anderson (512) 445-5140	Troy Lighting Habitat	Item #: F3904 Finish: Libery Rust Socket Type: (4) 60W Candelabra Base Iron with hardback linen shade	24" diameter x 25.5" h	Bottom of fixture at 66" AFF	
L-6	Mail		1	Name: Ferguson Lighting Contact: Amy Anderson (512) 445-5140	Troy Lighting Toledo	Item #: F2776 Finish: Old Silver Socket Type: (3) 100w Med base Rated for exterior use	14"W 10.25"H 51"L Include (1) 18" extension rod	Bottom of fixture at 6'-6" AFF	








**FARMHOUSE
AMENITY LIGHTING
12.15.2015**

Tag	Location	Image	Qty	Showroom	Manufacturer/ Item No	Product	Size	Mounting	Notes
L-7	Club Room		1	Custom	TBD	TBD	6' Round		
L-8	Public Restrooms		2 per bath	Name: Ferguson Lighting Contact: Amy Anderson (512) 445-5140	Kichler: Brinley 1 light wall sconce- Brushed Nickel- NI #45576NI (Brushed Nickel)	Safety Rated: Damp HCWO: 6 Glass: Clear CFL Blub Type: Hybrid (23-30W) Light source : incandescent Lamp Type: A19 Finish: Brushed nickel	5"w x 11.5"h Backplate: 5" diameter Extension: 6.25"		
L-9	Vestibule Sconces		8	Lamps Plus	Franklin Iron Works Averil Park 14-3/4" High Bronze Outdoor Wall Light 2M699	Outdoor Rated Lamping: Included, 60W vintage edison Finish: Oil-rubbed bronze with seedy glass	7-1/4"H x 14-3/4"H x 7-3/4" E Backplate: 7"H x 4-1/2"W x 1"D	Mounting height : Bottom of fixture to be at 6'-8" AFF	
AMENITY AREA ARCHITECTURAL LIGHTING									
AL-1	Lobby & Conference Room		3 each (6 total)	Name: Ferguson Lighting Contact: Wayne Merrill (512) 445-5140	Juno: Indy L-Series 4" LED Adj Reflector LA400 **17W LED	800 to 2300 lumen units provide comparable light output to a 50W, 75W and 100W PAR30 halogen, or 20W and 39W PAR30 Metal Halide, while reducing energy consumption by 25% to 70%, and having a rated life of 50,000 hours	4"	See drawings	Clear/White Flange *OR COMPARABLE SPECIFICATION
AL-2	Lobby		Verify	Name: Ferguson Lighting Contact: Wayne Merrill (512) 445-5140	4" IC 600 LUMEN LED DOWNLIGHT NEW CONSTRUCTION IC1LEDG4 RECESSED HOUSING HYPERBOLIC TRIMS	ELECTRICAL DATA Dedicated 120V Only Driver Option 120V Input Power 11.7W (+/-5%) Input Current 0.10A Frequency 50/60Hz EMI/RFI FCC Title 47 CFR, Part 15,	4"	See drawings	White Cone/White Trim 11.7W *OR COMPARABLE SPECIFICATION



**FARMHOUSE
AMENITY LIGHTING
12.15.2015**

Tag	Location	Image	Qty	Showroom	Manufacturer/ Item No	Product	Size	Mounting	Notes
AL-3	Lobby		Verify	Name: Ferguson Lighting Contact: Wayne Merrill (512) 445-5140	SPECTRUM LIGHTING 4" ROUND LED DOWNLIGHT OS SERIES/35 WATT MAX.	See specification sheet	4"	See drawings	MW TRIM/SO TRIM 14W *OR COMPARABLE SPECIFICATION
AL-4	Lobby		Verify	Name: Ferguson Lighting Contact: Wayne Merrill (512) 445-5140	Diode LED Double BLAZE™ 12V LED Tape Light	Input Voltage: 12V DC Power Consumption per ft.: 6W / 479mA Lumens per ft.: 517~579 Beam Angle: 120° Maximum Run: 9.5 ft. Environment: Indoor dry location Warranty: 5 Years Certification: UL Listed (Field Cuttable)	9.5 ft max run	See drawings	3W per ft *OR COMPARABLE SPECIFICATION
AL-5	Corridors		Verify	Name: Ferguson Lighting Contact: Wayne Merrill (512) 445-5140	SATCO: S9240	18W/LED/9.5" Flush/WH/30KSurface mount fixture Solid State LED lighting Long life Dimmable	9.5" Flush mount	See drawings	
AL-6	Corridors		Verify	Name: Ferguson Lighting Contact: Wayne Merrill (512) 445-5141	Minka Aire: 54" Java Nickel Indoor/Outdoor Ceilign Fan F753-BNW	Blade Material: Abs Construction Blade Sweep: 54" Number of Blades: 3 Blade Pitch: 14 Downrod 1: 3.5" Downrod 2: 6"	54"	See drawings	
AL-7	LED Linear Fixture		Verify		LumenPulse LL12PDI 1204DRO30KNOACC50SI	Lamping: LED Included	48"L x 2-11/16" W x 3- 5/16" D	See drawings	



**FARMHOUSE
AMENITY PLUMBING, HARDWARE & APPLIANCES
12.15.2015**

Location	Manufacturer	Finish	Item Number	Item Detail	
PLUMBING					
Level 1 Public Restrooms	Toilet	Toto	#01 Cotton	CT708EV#01	Commercial Flushometer High Efficiency Toilet, 1.28 GPF, Elongated Bowl, Back Inlet Spud
	Sensor Flush Valve	Toto	Stainless Steel	TET2LN31#SS	Sensor Toilet Flush Valve, Concealed 14" x 12" (Back Spud Wall) - 1.28 GPF - See more at: http://www.totousa.com/sensor-toilet-flush-valve-concealed-14-x-12-back-spud-wall-128-gpf#sthash.rFKDmfgq.dpuf
	Vanity	Trueform Concrete	Charcoal	FLO-30-ADA	30" ADA floating concrete sink
	Apartment Unit- Exterior	Kohler	Polished Chrome	K-14760-4-CP	Stance Single-Hole Bathroom Sink Faucet
	Apartment Unit- Kitchen/ Dining	Kohler	Brushed Stainless	K-11895-BS	Purist- 36" Grab Bar
	42" Grab Bar	Kohler	Brushed Stainless	K-11896-BS	Purist- 42" Grab Bar
	Toilet Tissue Dispenser	Bobrick	Satin Stainless	B-4288	Contura Series Surface-Mounted Multi-Roll Toilet Tissue Dispenser
4th Floor Club Restroom	Toilet	Toto	#01 Cotton	CT708EV#01	Commercial Flushometer High Efficiency Toilet, 1.28 GPF, Elongated Bowl, Back Inlet Spud
	Sensor Flush Valve	Toto	Stainless Steel	TET2LN31#SS	Sensor Toilet Flush Valve, Concealed 14" x 12" (Back Spud Wall) - 1.28 GPF - See more at: http://www.totousa.com/sensor-toilet-flush-valve-concealed-14-x-12-back-spud-wall-128-gpf#sthash.rFKDmfgq.dpuf
	Vanity	Trueform Concrete	Charcoal	FLO-30-ADA	30" ADA floating concrete sink
	Faucet	Kohler	Polished Chrome	K-14760-4-CP	Stance Single-Hole Bathroom Sink Faucet
	Toilet Tissue Dispenser	Bobrick	Satin Stainless	B-4288	Contura Series Surface-Mounted Multi-Roll Toilet Tissue Dispenser



**FARMHOUSE
AMENITY PLUMBING, HARDWARE & APPLIANCES
12.15.2015**

Location		Manufacturer	Finish	Item Number	Item Detail
APPLIANCES					
Workroom	Refrigerator	Whirlpool	Stainless Steel	WRT541SZDM	33" Wide Top-Freezer Refrigerator
	Dishwasher	Whirlpool	Stainless Steel	WDT920SADM	Whirlpool Gold Dishwasher with TotalCoverage Spray Arm
	Microwave	Whirlpool	Stainless Steel	UMC5225DS	2.2 cu ft. countertop microwave
	Sink	Kohler	Stainless Steel	K-5285-SS	Strive 32" undermount single bowl kitchen sink
	Faucet	Kohler	Stainless Steel	K-72218-B7-SS	Sensate Touchless Kitchen
4th Floor Club	Undercounter Refrigerator	Jenn-Air	Stainless Steel	JUR24FLERS	24" Under Counter Refrigerator
	Ice Maker	Uline	Stainless Steel	ADA15IM	15" Crescent Ice Maker-ADA Series
	Dishwasher	Jenn-Air	Stainless Steel	JDB9600CWS	24" Flush Trifecta Dishwasher (Eurostyle SS)
	Undercounter Microwave	Jenn-Air	Stainless Steel	JMD2124WS	24" Under Counter Microwave with Drawer Design
	Undercounter Warming Drawers	Jenn-Air	Stainless Steel	JWD2030WS	30" Warming Drawer
	Sink	Kohler	Stainless Steel	K-5285-SS	Strive 32" undermount single bowl kitchen sink
Faucet	Kohler	Stainless Steel	K-72218-B7-SS	Sensate Touchless Kitchen	
HARDWARE & ACCESSORIES					
Throughout	HDW-1	Top Knobs	Stainless Steel	TK277SS	8" Modern Metro Tab Pull - Sanctuary II
4th floor club	Interior Shades	Texas Sun & Shade	Charcoal/Cocoa	Mermet E-Screen 5% 30.61	Roller Shade for exterior windows; Transparent / UV Blockage: 95%
Mailroom	Island Trash Grommet for Countertop	Mockett	Stainless Steel	TM2C/SQ	9" Square x 3" Deep; Stainless Steel Trash Manager / Grommet for countertop



FARMHOUSE
APARTMENT UNIT PLUMBING, CABINETS & PAINT
12.15.2015

Location	Manufacturer	Finish	Item Number	Detail
PLUMBING				
Tubs	Aquarius Industries/ Pinnacle	White	GT36TO LH WHITE	GT36TO WHITE 60X36 OVAL TUB LEFT
Kitchen Sink	Proflo	Brushed Stainless	PFUC208	Undermount 34" X 22" Approx.
Kitchen Faucet	Moen Inc.	Polished Chrome	46201	46201 1HDL CP EDGESTONE PULLDOWN FCT
Bathroom Sink	Apartment Unit- Exterior	White Oval	PF1714UWH	
Bathroom Faucet	Apartment Unit- Kitchen/ Dining	Polished Chrome	46100	46100 CP 1HDL EDGESTONE LAV W/ PU
Shower	Aquatic Bath	White	F3636DPAN	ACCESSIBLE SHOWER PAN
	Moen Inc.		45318	45318 P-TMP P-BAL T/S VLV FIP
	Moen Inc.	Polished Chrome	46302CGR	46302CGR 1HDL EDGESTONE SHWR CHROME
Tub / Shower	Moen Inc.		45318	45318 P-TMP P-BAL T/S VLV FIP
	Moen Inc.	Polished Chrome	46301CGR	46301CGR 1HDL EDGESTONE T&S TRIM CHROME
Toilet	Western Pottery	White	B832W	B832W WHITE 1.28GPF ELONG BOWL
	Western Pottery	White	T8ULF-HET-W	T8ULFHETW HET TANK 1.28 GPF
	Gemline	White	GL202WH	GL202WH ELON PLAS SEAT W/ CVR
PLUMBING ACCESSORIES				
Toilet Paper Holder	Better Hm Products	Soma IV	3409SN	
Towel Bar	Better Hm Products	Soma IV	3424SN	
Robe Hook	Better Hm Products	Soma IV	3401SN	
Towel Ring	Better Hm Products	Soma IV	3404SN	
Bathroom Mirrors	Per GC	Sheet Mirror		See plan for dimensions
Shower Rod	Proflo	5' Aluminum	PFSCR60	









**FARMHOUSE
APARTMENT UNIT PLUMBING, CABINETS & PAINT
12.15.2015**

Location	Manufacturer	Finish	Item Number	Detail
CABINETS				
Kitchen & Bath Cabinets	Master Wood Craft	Italia; Thermafused	Vapor Strandz	Slab door style
Kitchen & Bath Cabinet Door/Drawer Pulls	Hardware Resource	Satin Nickel	625-128SN	Elements Collection
PAINT & MISC.				
Door Trim	Sherwin Williams	Requisite Gray	Painted	SW 7023
Window Sills	Sherwin Williams	Eider White	Painted	SW 7014
Base Boards	Sherwin Williams	Requisite Gray	Painted	SW 7023
Wall Color	Sherwin Williams	Eider White	Painted	SW 7014
Switchplates			White	
APPLIANCES				
Dishwasher	Whirlpool	Stainless Steel	DU850SWPS	Standard Unit - Energy Star Qualified Standard Tub Dishwasher
ADA Unit - Dishwasher	Whirlpool	Black-on-Stainless	GU3100XTVS	ADA Unit - Tall Tub ADA Height Compliant Dishwasher
Garbage Disposal	Whirlpool	N/A	GC1000PE	1/3 HP In-Sink Disposer
Microwave	Whirlpool	Stainless Steel	WMH1163XVS	1.6 cu. ft. Microwave-Range Hood Combination
ADA Unit - Microwave	Whirlpool	Stainless Steel	MT4155SPS	1.5 cu. ft. Countertop Microwave Oven
Range	Whirlpool	Stainless Steel	WFE366LVS	30-inch Freestanding Electric Range
ADA Unit - Range	Whirlpool	Stainless Steel	GY397LXUS	30-inch Self-Cleaning Slide-In Electric Range
ADA Unit - Hood	Whirlpool	Stainless Steel	UXT4030AYS	30-inch Non-Vented Under Cabinet Hood
Refrigerator / Freezer	Whirlpool	Stainless Steel	W8RXNGMWS	18 cu. ft. Top Freezer Refrigerator
ADA Unit - Refrigerator / Freezer	Whirlpool	Stainless Steel	WRT359SFYM	19 cu. ft. Top-freezer refrigerator with CEE Tier 3 rating
Washer & Dryer	Whirlpool	White	WET4024EW	Stackable Combination Washer/Electric Dryer with AutoDry™ Drying System









**FARMHOUSE
APARTMENT UNIT LIGHTING
12.15.2015**

Tag	Location	Image	Qty	Showroom	Manufacturer/ Item No	Product	Size	Mounting	Notes
APARTMENT UNIT LIGHTING									
AUL-1	Apartment Unit- Exterior		1 per unit		Diving Lighting DEL DL-VPWB-SA-SE26-41-FG	Lamping: Included Finish: Powder Coated, Satin Aluminum with frosted glass	12.5"H x 4.5"W x 7.125"E	Must be mounted no less than 80" AFF (per ADA)	
AUL-2	Apartment Unit- Kitchen/ Dining		1 per unit		Sunset Lighting ADR F2991-80	Lamping: Halogen, 4-50W GU10 Lamp Included Wattage 200 Bright Satin Nickel	34"L x 6.25" H	See drawings	
AUL-3	Apartment Unit- Vanity		TBD		Home Enhancements VS-329-NK	Lamping: 2-18W GU 27K Max Wattage: 2 x 18W Brushed Nickel White Glass	18-5/8"W x 4-5/8"H x 3-3/4"D	See drawings- on center above vanity mirrors. Mounted horizontally	
AUL-4	Apartment Unit - Island (Except for units B1, B2 & B3- see AUL-8)		3 per unit		Lumivert Incorporated LMV 4183-BN	Lamping: 1-13W SP 27K Inner Satin Opal, Outer Clear Glass Cylinder	9.25" H x 5" Dia 6' cord	See drawings	
AUL-5	Apartment Entry/ Hall		TBD Per Unit		Lumivert Incorporated LMV 2341-G-BN White Glass	Lamping: GU24-Base Socket Brushed Nickel with White Glass	D12-1/8" x 4"H	See drawings	
AUL-6	Apartment Unit		TBD Per Unit		Home Enhancements SUN503 NK3SV	Lamp Included Brushed Nickel with silver blades	52" Blade width	See drawings	





**FARMHOUSE
APARTMENT UNIT LIGHTING
12.15.2015**

Tag	Location	Image	Qty	Showroom	Manufacturer/ Item No	Product	Size	Mounting	Notes
AUL-7	Apartment Unit - Exterior Balcony		TBD Per Unit		Home Enhancements PL-795-NK	Lamping: 1-18W GU24 Finish: Nickel	5"W x 7"H x 8-3/8"E	See drawings	
AUL-8	Apartment Unit- Large Island (Units B1, B2, & B3 only)		1 per unit		CB2 exclusive eden white pendant light	Lamp included (23W CFL) White cotton shade with matching diffuser	19.75" dia x 8"h	Bottom of shade at 72" AFF	
	Unit Closets		TBD Per Unit		American Fluorescent AMF LW232R8	Lamping: (2) F32T8	48"L x 7" W x 2-3/8" D	See drawings	
	Unit Utility		TBD Per Unit		Trans Globe TRG PL-3620BN	Lamping: 1-23W GU 27K Wattage: 26 Base: GU-24	10"W x 5-1/4"H	See drawings	
	Shower Option		TBD Per Unit		Lumivert Incorporated LMV LED RFM8/15W/30K/WH	Lamping: 15W LED 30K Finish: White	D7.5" x 1.25"H	See drawings	
	Unit Utility		TBD Per Unit		American Fluorescent AMF LW232R8	Lamping: (2) F32T8	48"L x 7" W x 2-3/8" D	See drawings	



**FARMHOUSE
APARTMENT UNIT LIGHTING
12.15.2015**

Tag	Location	Image	Qty	Showroom	Manufacturer/ Item No	Product	Size	Mounting	Notes
	Bath Ceiling		TBD Per Unit		Lumivert Incorporated LMV 2341-G-BN White Glass	Lamping: GU24-Base Socket Brushed Nickel with White Glass	D12-1/8" x 4"H	See drawings	
	Unit Closet		TBD Per Unit		Lumivert Incorporated LMV 2341-G-BN White Glass	Lamping: GU24-Base Socket Brushed Nickel with White Glass	D12-1/8" x 4"H	See drawings	